

The Power of

Attraction

The Breakthrough Ocular Implant Attraction System
Designed for Enhanced Motility

ATTRACTOR

Magnetic Coupling System for MEDPOR Orbital Implants

a Breakthrough System designed to Enhance prosthetic eye Motility



*Designed to:
improve coupling
with no external peg*

*enhance motility without
violating the conjunctiva*

*provide a more
natural appearance*

*produce better overall
results*


The MEDPOR® ATTRACTOR™ Magnetic Coupling System utilizes a titanium-coated steel screw embedded flush in a MEDPOR Orbital Implant. The implant is then covered with Tenon's and conjunctival tissues to create an anophthalmic implant that is completely buried. One-millimeter thick magnets placed in the prosthesis provide coupling between the screw placed in the implant and the prosthesis. The ATTRACTOR's new and enhanced system allows the ocularist to stack the magnets in the posterior of the prosthesis – and add or subtract them to adjust the amount of magnetic force. Since the magnets are buried in the prosthesis and covered with the same acrylic used for the prosthesis, socket tissues are not exposed to the magnets. The use of a non-magnetic screw eliminates concerns about reverse polarity between the implant and the prosthesis.

The results (from clinical data):

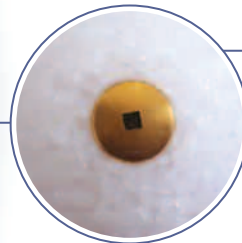
- Subjective improved motility for most patients with magnets¹
- Statistically significant improvement in total lateral excursion²
- No concerns about reverse polarity between implant and prosthesis¹

The MEDPOR Biomaterial Advantage.

MEDPOR Orbital Implants are made with MEDPOR Biomaterial, a linear high-density polyethylene with an interconnecting, open pore structure that is biocompatible and allows for tissue in-growth.



Prosthesis
*prosthesis sold separately
by your Ocularist*



MEDPOR Implant with ATTRACTOR Screw
The ATTRACTOR Screw is placed flush to the implant surface



ATTRACTOR Magnet

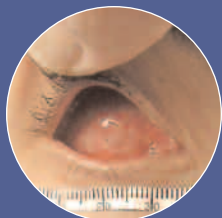
ATTRACTOR

Eyedeal Results.

Attempts at improving prosthesis motility have met with varying levels of success. Placing a peg or post in the implant so it projects through the conjunctiva into a depression in the back of the prosthesis provides good motility. Complications, however, often arise due to a foreign body projecting through the conjunctiva.

These complications include: excessive mucous or discharge; pyogenic granuloma formaton; implant exposure or infection. Given these concerns, Surgeon Timothy Murray, MD, (Bascom Palmer Eye Institute) and Ocularist Scott Garonzik began working in the late 1990s on a new concept to employ magnetism to improve the motility of the prosthetic implant. Their research and development resulted in the patented system now available as the MEDPOR ATTRACTOR Magnetic Coupling System.


Procedures:



Socket with ATTRACTOR Screw in implant



Magnet locates the screw



Adhesive added to hold alginate in place for impression



Alginate added to prosthesis



Prosthesis with alginate placed in eye over magnet

- Remove prosthesis, magnet sticks to prosthesis in correct location- Trim away alginate with a plastic knife

Outline magnet with marker

Drill hole in prosthesis and place magnets

Cover with acrylic, cure, smooth and polish



The MEDPOR ATTRACTOR Magnetic Coupling System consists of two 5mm ATTRACTOR Screws, Screwdriver handle, Driver Blade, Implant Stabilizer and ATTRACTOR Drill Bit. The ATTRACTOR Screw is composed of surgical-grade, titanium-coated steel with center-drive connection and deep threads. The head of the ATTRACTOR Screw is designed to be attracted to one or more magnets (sold separately) and placed by the ocularist into the posterior surface of the external prosthetic eye.

POREX
SURGICAL PRODUCTS GROUP

MEDPOR ATTRACTOR Products (Non-Sterile)

CAT#	DESCRIPTION
89100	MEDPOR ATTRACTOR Instrument Set includes: ATTRACTOR Screws (Pkg of 2), Screwdriver w/Blade, ATTRACTOR Manual Drill Bit, Shore Implant Stabilizer, Container
89101	ATTRACTOR Screws (Pkg of 2)
8937	Screwdriver w/Blade
8938	Screwdriver Handle Only
8939	Screwdriver Blade
89102	ATTRACTOR Manual Drill Bit
8943	Shore Implant Stabilizer
8944	Container
89103	ATTRACTOR Magnets (Pkg of 5)



CAUTION: The ATTRACTOR™ Screw (a surgical grade titanium coated steel screw) in the MEDPOR® Implant and the magnet in the prosthetic eye will be attracted to a magnet. Patients who have the ATTRACTOR Screw and magnet in place should not be subjected to Magnetic Resonance Imaging (MRI).

¹ "MEDPOR® ATTRACTOR™ MAGNETIC COUPLING SYSTEM for the Reconstructed Anophthalmic Socket." Unpublished, on file at Porex Surgical, Inc., Newnan, GA

² Swords, G.A., Garonzik, S. "Assessment of Motility in an Anophthalmic Patient with Magnetic Coupling of the Prosthesis." Unpublished, on file at Porex Surgical, Inc., Newnan, GA

Murray, T. G., Ciciarelli, N. L., Croft, B. H., Garonzik, S., Voigt M., Hernandez, H., "The Design of a Magnetically Integrated Microporous Implant, *Arch. Ophthalmol.*" 2000;118:1259-1262

E.M. Escalona-Caamano, T.G. Murray, M.S. Benz, B.C. Hayden, S.Garonzik, E.Hernandez. Ophthalmology, Bascom Palmer Eye Institute. University of Miami, School of Medicine, Miami, FL. "Magnetically Integrated Microporous Implant: Safety and Efficacy of Secondary Stainless Steel Posting Following Enucleation Surgery", ARVO Poster, Wednesday, May 08, 2002, 10:30 AM -12:30 PM

Pat. no. 6,530,953; Pat. no. 6,187,041



1-800-521-7321 • www.porexurgical.com

Porex Surgical, Inc.

15 Dart Road • Newnan, GA 30265-1017 USA
Tel 1-678-479-1610 • Fax 1-678-423-1435

Porex Surgical GmbH

Lindwurmstr 101 • 80337 München German
Tel +49 (0)89 232415-0 • Fax +49 (0)89 23241515